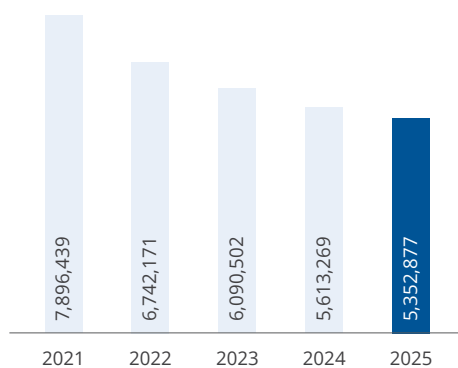


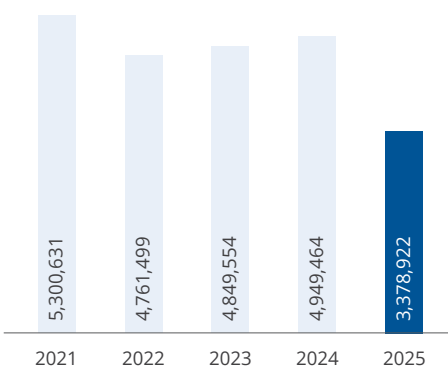
5-Year Financial Highlights

	2021 (RM'000) Audited Restated	2022 (RM'000) Audited Restated	2023 (RM'000) Audited	2024 (RM'000) Audited	2025 (RM'000) Audited
Total Asset	7,896,439	6,742,171	6,090,502	5,613,269	5,352,877
Total Disbursement	5,733,471	4,821,531	4,323,466	2,556,908	5,358,262
Operating Revenue	174,705	228,486	282,358	298,958	265,778
Total Gross Loans & Financing Assets	5,300,631	4,761,499	4,849,554	4,949,464	3,378,922
Net Income	165,449	110,944	68,868	166,793	150,345
Net Impaired Loans	12.19%	11.73%	12.11%	10.76%	3.47%
Operating Profit/(Loss)	81,605	39,502	(22,525)	69,381	39,755
Profit/(Loss) Before Tax	51,107	(60,965)	37,030	113,495	(81,311)

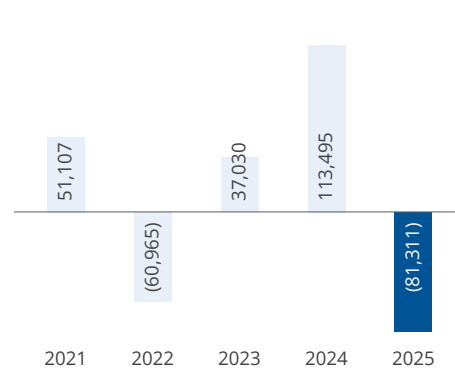
Total Assets
(RM'000)



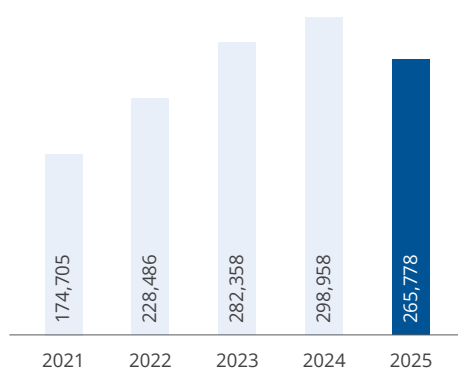
Total Gross Loans & Financing Assets
(RM'000)



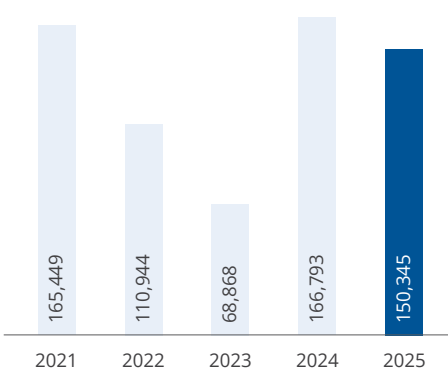
Profit/(Loss) Before Tax
(RM'000)



Operating Revenue
(RM'000)



Net Income
(RM'000)



Operating Profit/(Loss)
(RM'000)

